

# Estimates Views

## Why should I use the app?

Thomson Reuters Estimates provide you with the most complete global view and industry leading breadth and depth. Active estimates are available across over 21,000 companies in over 87 countries. There are several ways to view Estimates data, including new Statement and Detail views.

### Detail view:



### Statement view:

**Statement View (BETA)**

Periodicity: Interim | Estimate Type: Mean | Next Earnings Report: 11-Feb-2016

Non Per Share in USD MM, Per Share in USD - Consolidated

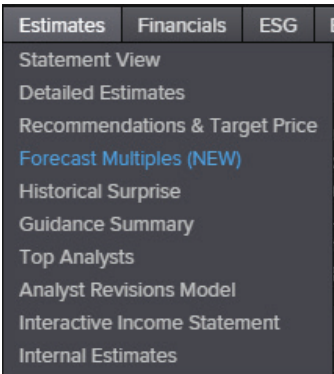
	HISTORICAL					FORECAST (MEAN)				
	Q3 Sep-14	Q4 Dec-14	Q1 Mar-15	Q2 Jun-15	Q3 Sep-15	Q4 Dec-15	Q1 Mar-16	Q2 Jun-16	Q3 Sep-16	Q4
<b>INCOME STATEMENT</b>										
REVENUE	3,107	3,211	3,044	3,038	2,979	3,171	3,083	3,091	3,044	
Yr/Yr Growth %	1.1%	-1.7%	-2.7%	-3.8%	-4.1%	-1.2%	1.3%	1.7%	2.2%	

## Key facts

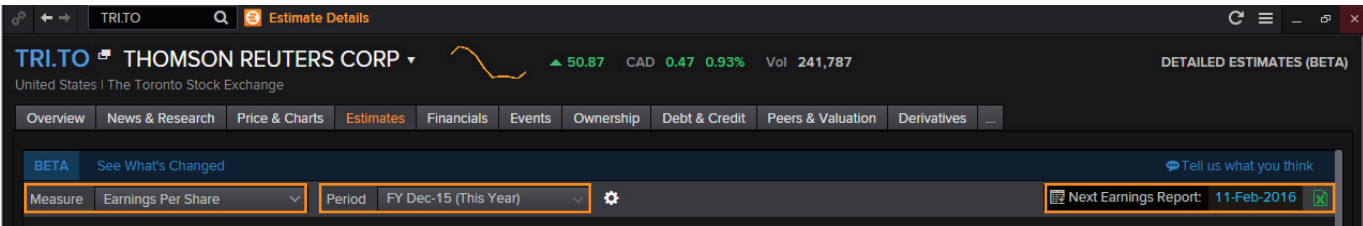
- All Summary, Detail and Estimates data are updated in real time as the revisions are collected from the contributors. Thomson Reuters Eikon is the first desktop product to include Real-Time Smart Estimate and Predicted Surprise values.
- View daily historical summary data in a table format, and easily download this data into Excel for further analysis and modelling.
- Expanded Key Performance Indicators (KPIs) added over 210+ measures, such as Same Store Sales for retailers and restaurants, allow you to include industry-specific performance expectations into forward-looking analyses.

Top tips on how to use the app

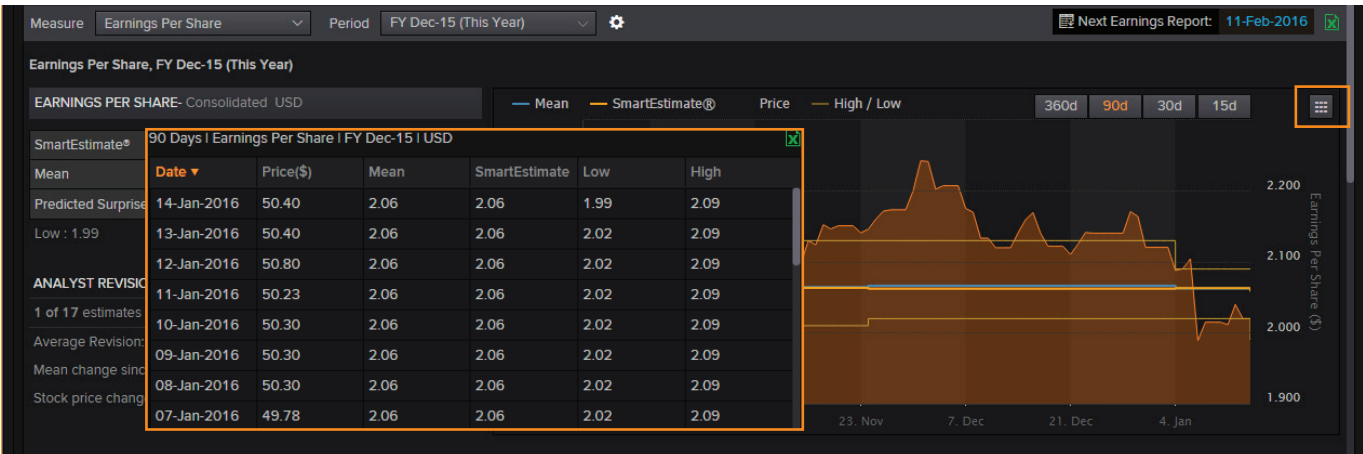
- From the Estimates tab, you have the option to select the new and improved “Beta” pages. Data on these pages is updated and these new pages will soon replace the previous views.



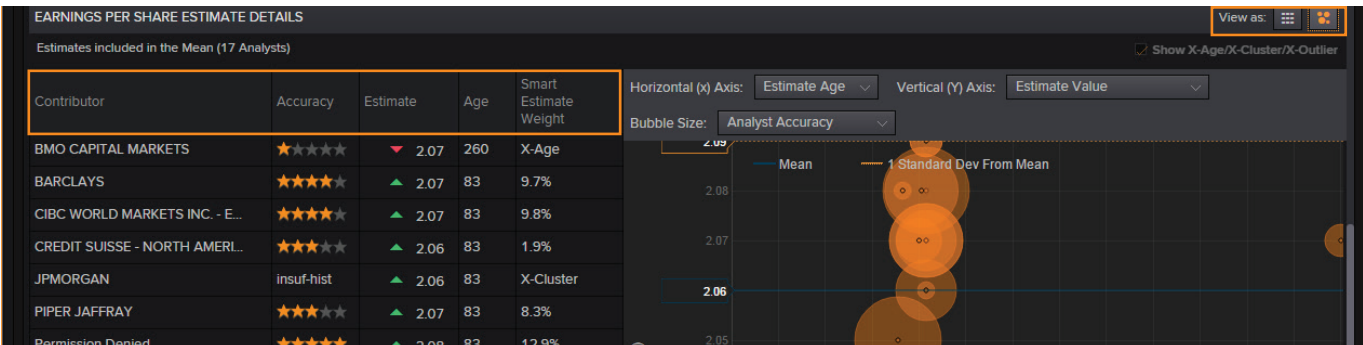
- On both the **Statement View** and **Detailed Estimates** page select your measure and period from the drop down options. The date of the next available Earnings report is displayed on the top right side of the page.



- Historical Estimate data** is available on the Detailed Estimates page in a chart or list view for quick and easy analysis. Select the View Chart Data button to view the underlying information from the chart and export to Excel for further analysis.



- Detailed Estimate measure information can be displayed as a list or a customizable **scatter plot**. As you scroll over the contributor names on the left side they are highlighted on the scatter plot. The blue line on the scatter chart represents the mean value. Sort data by any of the column headings from the list.

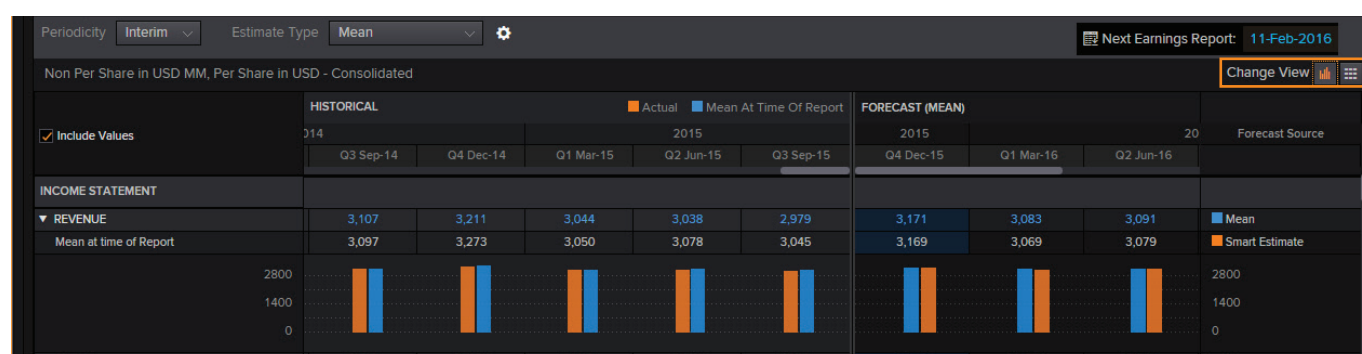


- Use the “Custom Calculated Mean” check box to select from the available contributors and this number will be added to the top view.

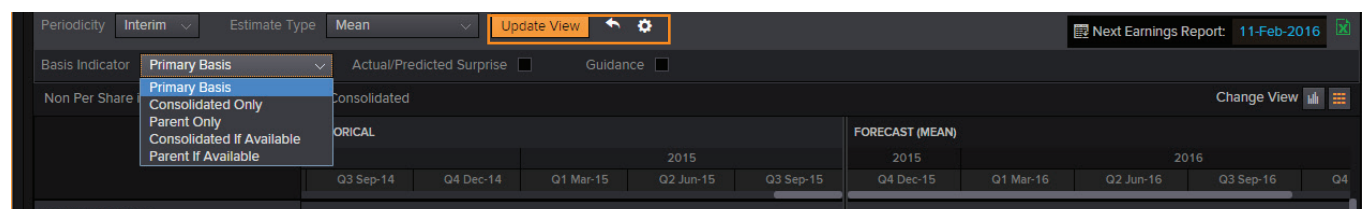
EARNINGS PER SHARE ESTIMATE DETAILS			
Estimates included in the Mean (17 Analysts)			
<input checked="" type="checkbox"/> Custom Calculated Mean			
Contributor	Analyst	Earnings Accuracy	
<input checked="" type="checkbox"/> SCOTIABANK GBM	Steep, Paul	★★★★★	
<input checked="" type="checkbox"/> BMO CAPITAL MARKETS	Casey, Tim J	★★★★★	
<input type="checkbox"/> TD SECURITIES	Valentini, Vince W	★★★★★	
<input type="checkbox"/> CANACCORD GENUITY	Galappathige, Aravinda	★★★★★	
<input type="checkbox"/> FBR CAPITAL MARKETS & CO.	Bird, William G	★★★★★	

Earnings Per Share, FY Dec-15 (This Year)	
EARNINGS PER SHARE- Consolidated USD	
<b>Custom Calculated Mean</b>	<b>\$2.07</b>
SmartEstimate®	\$2.06
Mean	\$2.06
Predicted Surprise %	-0.1%
Low : 1.99 High : 2.09	

- The data on the Statement View is available in a graphical display to easily see the year over year changes.



- Click on the Cog Wheel from the Statement view to update and customize the data displayed.



## Need help?

Access help by pressing F1 or you can contact us directly through Messenger using the Customer Support contact.

You can access our entire blended learning offer on the Training site:

[training.thomsonreuters.com/](http://training.thomsonreuters.com/)

Visit [financial.tr.com](http://financial.tr.com)

The intelligence, technology and human expertise  
you need to find trusted answers.

the answer company™  
**THOMSON REUTERS®**